



## THDG-24, THDG-36, THDG-48 Mechanical Griddle



**SIZE:**

**THDG-24**

15" High, 24" Wide, 31" Deep  
382.72 mm High, 609 mm Wide, 777.87 mm Deep

**THDG-36**

15" High, 36" Wide, 31" Deep  
382.72 mm High, 908 mm Wide, 777.87 mm Deep

**THDG-48**

15" High, 48" Wide, 31" Deep  
382.72 mm High, 1219 mm Wide, 777.87 mm Deep

**Toastmaster's Mechanical Griddle -**

is the most economical and flexible in the food service industry. It offers unsurpassed performance, combining proven control system with Toastmaster quality and durability.

All units are shipped with LP configuration. A universal pressure regulator are shipped loose with the unit including Natural Gas orifice for field conversion.

**TOASTMASTER** has a policy of continuous product research and development. We reserve the right to change specifications and product design without notice. Such revisions do not entitle the buyer to corresponding changes, improvements, additions or replacements for previously purchase equipment.

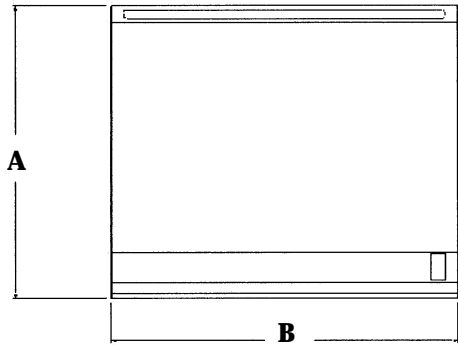
**WARRANTY**

- One year from the date of purchase.

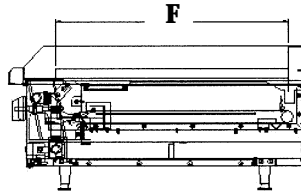
**STANDARD FEATURES:**

- Stainless steel body frame.  
Front rail countertop.
- Automatic safety pilot valve, safety main shut-off valve, on/off valve
- Wrapped around with 4" splash guard.
- 1" thick griddle plate
- Provided with aluminized drip pan.
- 3/4" rear gas connection.
- Rest on 2-1/2" adjustable steel legs.

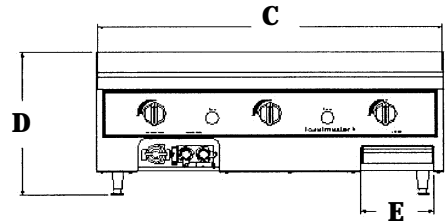
# THDG-24, THDG-36, THDG-48 Mechanical Griddle



TOP VIEW



SIDE VIEW



FRONT VIEW

Model Number	DIMENSIONS					
	Units: MM (IN) - see drawing					
	A	B	C	D	E	F
<b>THDG-24</b>	777.87 (31)	609 (24)	609 (24)	382.72 (15)	191.25 (8)	610 (24)
<b>THDG-36</b>	777.87 (31)	908 (36)	908 (36)	382.72 (15)	191.25 (8)	610 (24)
<b>THDG-48</b>	777.87 (31)	1219 (48)	1219 (48)	382.72 (15)	191.25 (8)	610 (24)

Model Number	Number of Burners	BTU RATING	
		LP	N
<b>THDG-24</b>	2	60,000	60,000
<b>THDG-36</b>	3	90,000	90,000
<b>THDG-48</b>	4	120,000	120,000

- **All Models:** Require operating pressure are 3.5-5" for natural gas and 11.-14" for propane. 3/4" NPT rear gas with pressure regulator is standard.
- **Flex Hose:** Use only a commercial flex hose. The I.D. should not be smaller than the I.D. of the pipe from the pipe to which it is connected.
- **Check local codes for fire and sanitary regulations.**

***Intended for commercial use only.  
Not intended for household use.***

**CONSTRUCTION (BIDDING)  
SPECIFICATION:**

Cabinet: Stainless steel body frame, front rail countertop.

**Gas Heat Control System:**

Safety main shut-off valve, on/off valve, one standing pilot each burner.

**BTU Rating:** Refer to the Gas Rating.

**Installation Requirements:**

Recommended to install under vented hood.

**THDG:**

Each burner rated 30,000 BTU per hour for natural gas and 30,000 for propane gas.

**INTENDED FOR COMMERCIAL USE ONLY. NOT FOR HOUSEHOLD USE.**



Toastmaster, in line with its policy to continually improve its product, reserves the right to change materials or specifications without notice. Such revisions do not entitle the buyer to corresponding changes, improvements, additions, or replacements for previously purchased equipment.

